

3rd Saturday **and Sunday** in September

West Seattle Art Tour

September 20-21, 2025
10am to 5pm



2025 Artist Directory



Avery Armstrong

Avery Ceramics

Email: armstrong_avery@yahoo.com

Instagram: [@averyceramics](https://www.instagram.com/averyceramics)

📍 **Stop 5 - Avery Ceramics**

Artist Statement: Atmospheric pottery is unpredictable in its outcomes as flame, ash, and soda combine to create a one of a kind work. I primarily wood fire my work. It is a labor intensive process as well as a collaborative one. I love working together with a group of friends and artists as we strive together to create kiln magic.

My work is for everyday use. Functional dinnerware, bowls, cups, mugs, and plates as well as decorative work for the home, vases to showcase fresh flowers from the garden, trinket dishes for jewelry. I built a backyard pottery studio during Covid and am out there throwing and trimming pots nearly every day



Carolyn Autenrieth

Carolyn Autenrieth Fine Art

Email: carolynja64@gmail.com

Website: www.carolynautenrieth.com/

Instagram: [@CarolynAutenriethArt](https://www.instagram.com/CarolynAutenriethArt)

Facebook: [@CarolynAutenriethArt](https://www.facebook.com/CarolynAutenriethArt)

Artist Statement: My artwork contemplates the transformative process in the natural world, celebrating nuance and surprises found in the 'ordinary'. The work is part of an investigative process of discovering narrative, metaphor, and beauty to invite a deeper response.

Altered ceramics invite a tactile response using contrast through spiked/carved textures, light and form to explore metaphors of growth/decay, memory, and loss.

Paintings combine realism and abstraction to consider and celebrate imperfections and the unexpected in everyday life and the natural world; an investigation into permanence and fragility. Much of my research is hands-on as an avid outdoor recreationalist and observer.

📍 **Stop 6: Carolyn Autenrieth Fine Art**



Emilie Barnard

Emilie's Easel


Email: hello@emilieseasel.com

Website: www.emilieseasel.com

Instagram: [@emilieseasel](https://www.instagram.com/emilieseasel)

Facebook: [@emilieseasel](https://www.facebook.com/emilieseasel)

Artist Statement: Emilie's body of work spans landscapes, wildlife, architecture, and abstract compositions. Their signature style blends realism with colorful surrealism, creating pieces that are both visually engaging and emotionally resonant. Art is her creative outlet from the high-stress, corporate tech world. Emilie has been creating art since childhood and studied and trained primarily in oil painting. They've since switched to acrylics and are inspired by the animals and nature in and around Seattle.



Lea Basile-Lazarus Basile-Lazarus Studio

Email: leablazarus@gmail.com

Website: leablazarus.com

Instagram: [@lblprint](https://www.instagram.com/lblprint)

Facebook: [@lea.lazarus](https://www.facebook.com/lea.lazarus)

Artist Statement: My work is a vibrant response to the world around me—reflecting on social justice, community, and the natural environment. I use contemporary printmaking and paper pulp painting to express these ideas, drawn to the physical and intuitive nature of both processes. Working on multiple images at once, I layer stencils, shapes, colors, and marks in a rhythmic, responsive flow. The act of making—the movement, repetition, and tactile engagement—is as meaningful to me as the finished piece. Each gesture is shaped by what I see and feel, allowing the work to speak with authenticity, energy, and emotional presence.

📍 **Stop 14 - Basile-Lazarus Studio**



Diane Bellisario

Diane Bellisario Art

Artist Statement: Working with the veneers allows for endless opportunities to explore texture and depths that occur by placing different woods and grains together, for me, it's reminiscent of putting together a big puzzle but without a picture as a guide. I love taking an old craft typically used in furniture making and interpreting it in a modernized form.

Email: diane.bellisario@gmail.com

Website: www.dbellisario.com

Instagram: [@dianebellisario](https://www.instagram.com/dianebellisario)

📍 **Stop 10 - Diane Bellisario Modern Marquetry**



Daniel Bernunzio


Daniel Bernunzio Artwork

Email: danielbernunzio@gmail.com

Website: www.danielbernunzio.com/

Artist Statement: Staintings are landscape art where natural wood grain patterns suggest the landscape contours. Each piece is finished with an original hardwood frame. The experience of pareidolia, such as seeing a bunny in a puffy cloud, or the windows and doors on a house as a face, is a common human experience. I bring attention to this in the wood-grain landscapes I see, and it draws the viewer in as they relate to my seeing the thing that is and isn't there.

📍 **Stop 1: Daniel Bernunzio Artwork**



Cat Brooks

Cat Brooks Design


Email: info@catbrooksdesign.com

Website: www.catbrooksdesign.com

Instagram: [@cat.brooks.design](https://www.instagram.com/cat.brooks.design)

Artist Statement: Cat Brooks is an abstract painter and digital artist based in West Seattle who began painting in her 40s as a therapeutic outlet after being diagnosed with Endometriosis. She typically creates figurative pieces reflective of the women's experience and is also inspired by the natural world and all its beauty.

📍 **Stop 1: Daniel Bernunzio Artwork**



Tom Costantini

Tom Costantini Art

Email: tom_cos23@hotmail.com

Instagram: [@tomcostantiniart](https://www.instagram.com/tomcostantiniart)

Artist Statement: Tom paints with watercolors to illustrate favorite subjects including vintage cars, Midcentury homes and furniture, and scenes from his travels. He approaches them with a playful sense of humor, and always strives to offset the subjects with compelling patterns and backgrounds. His years of architectural drafting find an echo in the detailed linework and graphic lettering in the images. Tom also creates shadowbox assemblages combining mixed media collaged images with vintage toys and other recycled objects.



Barrie D'Angelo

Barrie D'Angelo Fine Art



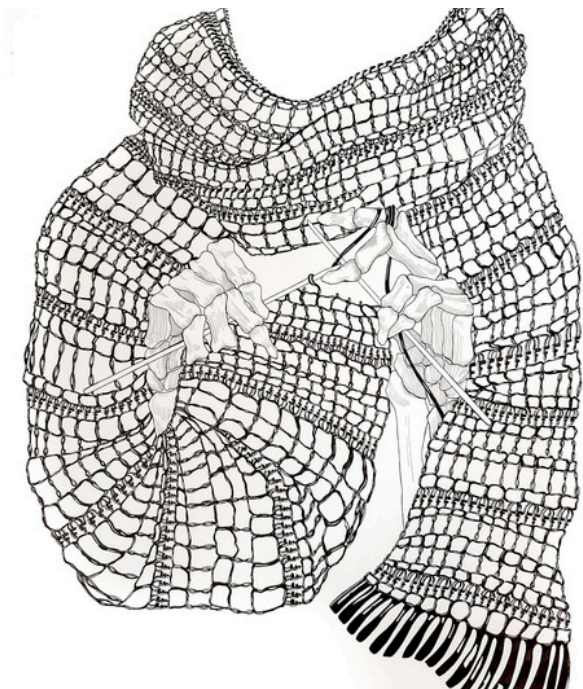
Email: barriedangelo@gmail.com

Website: www.barriedangelo.com

Instagram: [@barriedangelo](https://www.instagram.com/barriedangelo)

Artist Statement: My work is in ink, watercolor and acrylic. I prefer working with a fine tip pen or tiny brush. Both the painstaking process and the creation of intimate little scenes bring me joy. I begin each piece carefully mapping and laying out images. Then I meticulously add in color and detail. This is my favorite part of my process, where I enter a state of flow. I want viewers to get close and really look at my work; to find excitement in discovering a hidden detail. I hope that people come away from my artwork feeling intrigued, inspired and delighted.

📍 **Stop 5 - Avery Ceramics**



Ashley De Ruyter

Ashley De Ruyter Art

Email: hi@ashleyderuyterart.com

Website: www.ashleyderuyterart.com

Instagram: [@ashtolight](https://www.instagram.com/ashtolight)

Artist Statement: I am a mixed-media artist based in Seattle, WA, with a background in stop-motion animation and floral design. My work is deeply inspired by nature and mental health, themes that weave through my everyday illustrations and acrylic paintings. Each piece is an exploration of deep emotions, transforming them into a visual language that fosters presence and intentionality. Through my art, I seek to create a sense of agency over our inner experiences, encouraging engagement with our emotions without allowing them to dictate our actions or shape our external realities.



Amy Douglas

The Bionic Treadler

Email: amymdouglas@gmail.com


Website: www.designeramymdouglas.com

Instagram: [@blimeygirl](https://www.instagram.com/blimeygirl)

Artist Statement: Amy M. Douglas is a cross-disciplinary visual designer and artist. She holds a Bachelor of Fine Arts in Printmaking from the Savannah College of Art and Design. Her fine art prints are in a number of private and public art collections, including those of Delta Air Lines, the City of Seattle Office of Arts & Culture, Alton Brown of Food Network, the Savannah College of Art and Design, the Brooklyn Art Library, and the University of Washington Special Collections Library.

I design and hand print multiple spot-color serigraphs (screenprints) of disappearing Seattle icons and landmarks. Additionally, I create work using traditional letterpress equipment and methods, combining hand-set type and hand-carved linoleum block imagery. I've recently been exploring collage, combining my love of both printing methods into unique singular works on artist panels.

📍 **Stop 7: The Bionic Treadler**



Julianne Dynneson

clothoknots

Email: clothoknots@gmail.com

Instagram: [@knotsmoirai](https://www.instagram.com/knotsmoirai)

Artist Statement: Julianne explores several mediums to create abstract, moody moments of heart on canvas. While some pieces are expressed simply as abstract flora- many of her mixed media pieces nod on gentle surrealism through fragmented/altered collage. Often using upcycled materials alongside a variety of techniques, the core techniques used in her art are based on alcohol ink application, isopropyl relief work, pigmenting and detailing with alcohol ink. Other techniques include spray paint stenciling using home made and found objects along with collage work from thrifted materials and her personal upcycled art pieces.

📍 **Stop 5: Avery Ceramics**



John Ellefson

Touch Formed Studio

Email: JAELEFSON@GMAIL.COM

Website: www.touchformedmemorials.com/

Instagram: [@john.ellefson](https://www.instagram.com/john.ellefson)

Artist Statement: I am a local potter who is passionate about creating simple, beautiful functional pottery with graceful elegance, be it a cremation urn for a person or pet, or everyday-use tableware. My work is crafted with clay slabs that perfectly lend themselves to the minimalist forms that I love to create. Having worked with clay most of my life, I have a wealth of knowledge and expertise that I am now ready to share with folks. I am excited to continue my teaching and knowledge sharing at Damien Grava's Westwood Art Studio.

📍 **Stop 2: Westwood Art Studio**



Rachael Engell

Rachael Ann Art

Email: rachaelengell@gmail.com

Website: www.rachaelannart.com

Instagram: [@rachaelannart](https://www.instagram.com/rachaelannart)

Artist Statement: Rachael Engell is an emerging artist based in West Seattle. Although she has been painting for over 20 years in a private capacity; she felt a stronger calling and committed to a dedicated professional practice that has seen exponential growth in a short period of time. Through her art she hopes you will find themes of nature, connection, wildness, beauty, femininity, forgotten things, and freedom. She paints in an impressionistic, painterly style as she pushes the boundaries of loose wild freedom vs compelling realistic details.



Eric Eschenbach

Email: ebachenba@yahoo.com

Website: www.ericeschenbach.com/

Instagram: [@ebachenba](https://www.instagram.com/ebachenba)

Artist Statement: My work is about the changing landscape. We often think of the land in geologic terms where time is so immense and changing so slowly that it cannot possibly be witnessed in a human's lifespan; where the slow grind of wind and water combine to erode mountains while others are being built up by the centimeter. But in more recent times, man has rapidly altered not only the land, but also the climate that affects it. I am fascinated by the changes I see in the land as a result of both man's and nature's actions.

📍 **Stop 1: Daniel Bernunzio Artwork**



Shanti Friedman

Shanti Clay Creations

Email: shanticlaycreations@gmail.com

Instagram: [@shanticlaycreations](https://www.instagram.com/shanticlaycreations)

Artist Statement: Functional pottery surrounds us, fostering connections through shared meals, community, and conversation. My journey to making functional pottery was inspired by my passion for cooking and sharing my creations with loved ones. My relationship with cooking and clay is playful and spontaneous. I experiment with diverse forms and layers of glaze to create a unique explosion of color and style on every piece. As a curious person, I find joy in embracing the unknown and discovering beauty in the unexpected.



Terri Goodwin

Bright River Studio

Email: terrigoodwin2@comcast.net

Website: www.brightriverstudio.com

Instagram: [@brightriverstudio](https://www.instagram.com/brightriverstudio)

Facebook: [@brightriverstudio](https://www.facebook.com/brightriverstudio)

Artist Statement: Working with clay makes it possible to mold anything I can imagine. Starting with an original drawing I carve my tiles from leather hard clay. Often I add thin layers of clay to build up the imagery. Each tile is kiln fired, glazed by hand and then fired a second time. I'm inspired by the color, movement and patterns found in the natural world. This inspiration is limitless and I am often wishing for more time to realize my ideas.



Damian Grava

Westwood Art Studio

Email: amiangrava@gmail.com

Website: www.damiangrava.com/

Instagram: [@damiangrava](https://www.instagram.com/damiangrava)

Facebook: [@damiangrava](https://www.facebook.com/damiangrava)

📍 **Stop 2: Westwood Art Studio**

Artist Statement: My aim is to capture the essence of nature in my ceramics. I form pots on a slow turning wheel allowing the clay to retain movement. Vapor fired surfaces are often dimpled with sand grains and adorned with textured crackle slips. When I pack a soda fire or wood fire kiln, care is taken to direct the flame to paint each pot with the natural flow of fire. In my reduction fired work, I create comfortable dinnerware pots glazed with earthy wood ash glazes harvested from our home's wood burning stove. All these processes feed my holistic approach to ceramic art making.



Kassie Hennessey

When Feathers Appear

Email: Kassie.Hennessey@gmail.com

Instagram: [@kassianne2314](https://www.instagram.com/kassianne2314)

Artist Statement: When Feathers Appear is an artistic journey that began with birdsong. Initially a source of joy and awareness, the sounds became muted following a personal loss, leading to a period of deep grief. Over time, I began to notice feathers—symbols of hope—reappearing during walks in the woods and along the shore. Once again, I heard birdsong. These signs sparked a renewed sense of creativity, ultimately inspiring the studies.

Hope is a thing with feathers
that perches in the soul
and sings a tune without the words
and never stops at all.

Emily Dickinson 1891





Tracey Hilton

Style Divergent Designs

Email: styledivergent@gmail.com

Instagram: [@styledivergent](https://www.instagram.com/styledivergent)

Artist Statement: At Style Divergent Designs, the past and present meet in unexpected harmony. I transform vintage and discarded materials into one-of-a-kind designs with a modern twist. Each piece tells a story—through reclaimed brooches, unique findings, and forgotten treasures—reworked with care and creativity. Rooted in sustainability and individuality, my work breathes new life into heirlooms, retro hardware, and vintage trinkets. I embrace imperfections, patina, and charm, shaping them into wearable art for the style obsessed. Style Divergent Designs celebrates contrast: old and new, delicate and edgy, refined and raw—inviting the creatively curious to wear something unexpected, soulful, and sustainably beautiful.



Karen Johnson

karen johnson• design/art

Email: karen@level29.com

Website: www.karenjohnson.design

Instagram: [@karenjohnson.design](https://www.instagram.com/karenjohnson.design)

Facebook: [@karenjohnsondesignart](https://www.facebook.com/karenjohnsondesignart)

Artist Statement: I find endless inspiration in the colors and patterns right before my eyes. I look at the world around me and can't help but be amazed at the ingenuity of life in all its forms. Most of my drawings have at least a loose relationship to something in nature that I've recently encountered.

My work is all digital, created on an iPad Pro. I began working that way while spending summers living on a boat, happy to have discovered the mess-free medium. My art is part representational / part imagination, with my graphic designer's eye for style, and a dash of pure fun.



Phil Jones

Jones Productions LLC

Email: JONSEY4U@GMAIL.COM

Website: www.philjoneswatercolorartist.com

Artist Statement: Phil paints from his home studio, minutes from the West Seattle Alki Beach shoreline. As a watercolor artist, "Northwest Maritime" images are his preference. Each painting reflects the beautiful essence of the Puget Sound Region as well as captures the rich folklore of our maritime lifestyle that is so vibrant in the PNW. Having sailed and worked on boats throughout his life, Phil's work meticulously captures the details of each boat, and working conditions. Phil's use of color, shading and fine precision is rarely seen in the watercolor medium. Phil's work can be seen locally at galleries and businesses, and the Port Townsend Wooden Boat Festival in September.



Diane Kappa

Diane Kappa Designs

Email: diane@dianekappa.com

Website: www.dianekappa.com

Instagram: [@dianekappa](https://www.instagram.com/dianekappa)

Facebook: [@dianekappadesigns](https://www.facebook.com/dianekappadesigns)

Artist Statement: I'm a printmaker and surface designer exploring the intersection of pattern, process, and craft. My work is rooted in block printing, often layered with hand stitching and paper weaving to create rich, tactile surfaces. I embrace imperfections as part of the story—marks of the human hand that bring warmth and authenticity to each piece. With a background in fashion and product design, I see pattern as more than decoration; it reflects memory and history. My current focus is on scale, repetition, and creating work that invites slowness, reflection, and connection.



Tanya Knannlein


Artist Statement: The textures and patterns I see in Pacific Northwest tree bark, water and landscapes inspire me. I represent them with upcycled materials and freeform machine knitted yarn. Using textiles, texture, organic knitted structures that mimic cellular structures, and color combinations, I strive to connect humanity and nature, and make pretty things to hang on your wall.

Email: tknannlein@gmail.com

Website: www.tanya-knannlein.squarespace.com

Instagram: [@tmkdesign](https://www.instagram.com/tmkdesign)

📍 **Stop 4 - Diane Kappa & Friends**



Jan Koutsky

Jan Koutsky


Email: jankoutsky@comcast.net

Website: www.jankoutsky.com

Instagram: [@jankoutskystudio](https://www.instagram.com/jankoutskystudio)

Facebook: [@jankoutskystudio](https://www.facebook.com/jankoutskystudio)

Artist Statement: I use the emotive quality of color to draw the reminiscence of a landscape. I am interested in creating a sense of space, openness and light. My goal is to communicate the impact of nature, rather than creating a representational drawing. I use light-fast (non-fading) colored pencils on archival museum board and paper. Colored pencils provide the power of color while showing the mark of the artist's hand. You will see thousands of strokes.



Susan Lamb

Lamb Design Goods

Artist Statement: Inspired by handmade illustration and paintings, Lamb Design Goods creates artwork and products for textiles, home decor, holiday goods, and greetings. Designs are also featured on several products on Spoonflower, Etsy, and Shutterfly.

Email: slambdesign@yahoo.com

Website: www.lambdesigngoods.com

Instagram: [@slambdesign](https://www.instagram.com/slambdesign)



Izzie Lewis

Izzie Lewis Millinery

Email: izzielewis@comcast.net

Website: www.izzielewismillinery.com

Instagram: [@izzielewismillinery](https://www.instagram.com/izzielewismillinery)

Facebook: [@izzielewismillinery](https://www.facebook.com/izzielewismillinery)

Artist Statement: In her West Seattle millinery studio, Izzie Lewis creates modern women's hats by hand using traditional (and sometimes innovative) millinery techniques. Izzie uses the finest fur felts, imported straws, and fabrics along with vintage materials from her large collection of ribbons, flowers, feathers, and other specialty items. After steaming and stretching the raw materials over wooden blocks, the hats are then finished and trimmed with loving care.

📍 **Stop 6: Carolyn Autenrieth Fine Art**



Johanna Lindsay Penguina Designs

Email: johannamlindsay@gmail.com

Website: www.penguinadesigns.com

Instagram: [@penguinadesigns](https://www.instagram.com/penguinadesigns)

Facebook: [@penguinadesigns](https://www.facebook.com/penguinadesigns)

Artist Statement: I create jewelry with a variety of traditional stitching techniques, using larger beads to create sculptural works that play with light and color. Each piece is woven with a needle and sturdy, specialized thread, Czech glass and other materials. My current body of work is focused on nostalgic colorways that evoke joyful memories, with a focus on colors and shapes drawn from Central European folk art.

📍 **Stop 12 - Jan Koutsky Studio**



Steffanie Lorig

Email: steffie@steffanielorig.com

Website: www.steffanielorig.com

Instagram: [_steffanielorig](https://www.instagram.com/_steffanielorig)

Artist Statement: I create expressive, dreamlike paintings where whimsy and imagination intertwine. Inspired by outsider art, folk traditions, and pareidolia—the tendency to see faces or figures in randomness—I explore the space between the conscious and unconscious. My process is playful and intuitive, often involving fingers or found tools to invite spontaneity and movement. Blending elements of contemporary expressionism, folk art, and surrealism, my work features fluid forms and fantastical creatures that feel both familiar and otherworldly. Others have called it “visual poetry”—a description that beautifully captures the spirit of what I aim to express.



Angie Marcelynas

The Little Merle

Email: thelittlemerle@gmail.com

Website: www.thelittlemerle.com

Instagram: [@thelittlemerle](https://www.instagram.com/thelittlemerle)

Facebook: [@thelittlemerle](https://www.facebook.com/thelittlemerle)

📍 **Stop 11 - The Little Merle**

Artist Statement: The Little Merle was created as a way to create sculpture in a small space. I have been a collector of interesting objects, materials and textures my whole life. Eventually, I graduated with a degree in sculpture and fibers. In 2021 I started The Little Merle with an emphasis on recycling. I became a Ridwell Recycling partner a year later and I am passionate about reusing and reimagining materials. My customers aren't always aware of the recycling aspect of my work, but they always leave with a piece that has a story and feel good about their purchase.



Katie Mathweg

ktm studios

Email: ktmathweg.studios@gmail.com

Instagram: [_ktmathweg.studios](https://www.instagram.com/_ktmathweg.studios)

Artist Statement: I'm a mixed media artist based in West Seattle, often joined in the studio by my curious sidekick, Walter. A SCAD graduate with roots in ceramics and a commercial interior designer by day, I now work primarily with paint, layering watercolor, acrylics, spray paint, and markers on paper, canvas, and wood. My process is playful, hands-on, and intentionally a bit messy. Drawn to bold colors and rich textures, I create with curiosity and joy. Not every piece makes the cut, but each marks a step in reconnecting with my creative self through an evolving lens.

📍 **Stop 6: Carolyn Autenrieth Fine Art**



Linda McClamrock

Linda McClamrock

Paper Collage

Email: lmccclamrock@gmail.com

Website: www.etsy.com/shop/LindaMcClamrock

Instagram: [@LindaMcClamrockPaperCollage](https://www.instagram.com/@LindaMcClamrockPaperCollage)

Facebook: [@LindaMcClamrockPaperCollage](https://www.facebook.com/@LindaMcClamrockPaperCollage)

Artist Statement: My artwork is always made of paper, and frequently paper I have painted or mono printed myself. Because I don't draw, I see the finished piece in my mind and work toward that vision. I use scissors, not a blade or punch, and my art is full of tiny details. My goal is to inspire people by my depictions of the beauty around us.



Elena Meshinchi


Email: elenamsh@uw.edu

Website: www.eLENARUHIEH.com

Instagram: [_elenaruhieh](https://www.instagram.com/_elenaruhieh)

Artist Statement: The pots I make are attempts to explore and evolve my artistic expression without erasing the identity of my materials. I focus on the tactile nature of clay, as I learn to make work that maintains and emphasizes remnants of the creative experience. I am interested in the elements of an art piece that show you exactly how it came to be. By leaving behind movement, line, and texture each time I make a pot, I hope to document the developing of my own identity as a potter.

📍 **Stop 2: Westwood Art Studio**



David Miller

Angry Squirrel Studios

Email: dmiller8411@gmail.com

Instagram: [@angrysquirrelstudios](https://www.instagram.com/angrysquirrelstudios)

📍 **Stop 5: Avery Ceramics**

Artist Statement: The vision with my printmaking is to preserve, showcase, and celebrate the life of each tree. I adore the aesthetic of these woodcut prints because the captured image is essentially a snapshot of the tree's entire life, with all of its twists, turns, imperfections, and beauty, preserved. To me, it's a reminder that we are always growing, whether we realize it or not. Some years we see profound changes, while others seem to pass without much hoopla. Whether we have a year of ease and comfort, or a year full of obstacles and adversity, there is always growth.



Debbi Murray

Debbi Murray Studios

Email: debbi@debbimurray.com

Website: www.debbimurray.com

Instagram: [@debbimurray](https://www.instagram.com/debbimurray)

Facebook: [@debbimurrayart](https://www.facebook.com/debbimurrayart)

Artist Statement: Debbi's work explores the space where vibrant delights dance with the shadows within us. Happy colors lurk, evoking emotional struggle—a paradox on canvas. A former graphic designer with a passion for the unexpected, Debbi finds that structure elevates whimsy. Acrylics, markings, and collage elements combine to form layers and texture, creating a rich outer landscape for the expression of inner ideas. Debbi lives and creates in West Seattle.

📍 Stop 14 - Basile-Lazarus Studio



Theresa Neinas T Neinas Design

Email: tneinas114@gmail.com

Instagram: [@theresa9_us](https://www.instagram.com/theresa9_us)

Artist Statement: I am a storyteller and I present a strong narrative in my work. I am drawn to the quirkiness of everyday life and am in touch with my dark nordic side from time to time. Like a book or a song, my work does not speak to everyone. That is not my intent. For those of you who are intrigued, I want my work to make you laugh, make you smile, and to move or touch you in a way that words cannot.



Peggy Nelsen

Vintage Inspired Holiday Whimsies

Email: m.nelsen@me.com

Instagram: [@peggynelsen](https://www.instagram.com/peggynelsen)

Artist Statement: Amid the pandemic, I delved into papier-mâché art. My admiration for vintage papier-mâché has shaped my art style. I utilize traditional papier-mâché materials and acrylic paint. Additionally, I repurpose materials. Each of my creations incorporates a vintage element, accompanied by a story or poem. Every Whimsy is one-of-a-kind. My mission is to spread joy one art piece at a time.



Martina Noble

Martina Noble Jewelry

Artist Statement: Jewelry is intimate art - adorning the body and signaling mood, dreams, faith, love, joy: You decide! Inspired by art, history and travel, I design and build wearable art, talismans and future heirlooms, using silver, gold, gems and found objects. I live and work in beautiful Seattle, Washington.

Email: martina@martinanoble.com

Website: www.martinanoble.com

Instagram: [@noblejewelery](https://www.instagram.com/noblejewelery)

Facebook: [@martinanoblefinejewelry](https://www.facebook.com/martinanoblefinejewelry)

📍 **Stop 3 - Steffanie Lorig & Friends**



Alizah Olivas

ANO Jewelry

Email: alizah@anojewelry.com

Website: www.anojewelry.com/

Instagram: [@alizahs.jewelry](https://www.instagram.com/alizahs.jewelry)

Facebook: [@ANOfJewelry](https://www.facebook.com/ANOfJewelry)

Artist Statement: All of my jewelry creations are handmade – earrings, necklaces or rings made by me in my West Seattle studio. Sterling silver .925 & Fine silver .999 are my main metals, but there may be an occasional bit of 14k gold, 14k gold-fill, copper or brass used. My style is clean and simple designs to let the gemstones be the stars. I get so much joy from making jewelry and my hope is that my pieces bring joy to their new owners! My name is Alizah (uh-leez-uh) and I was born/raised and am still living/working in White Center/West Seattle.



Christian Pearson CJP design

Email: cjpdesign.christian@gmail.com

Website: www.cjpdesign.com

Instagram: [@cjpdesign](https://www.instagram.com/cjpdesign)

Artist Statement: I am a ceramic artist who loves the process as much as the product. I am drawn to the organic nature of clay and the meditative state required to fully transform it into a work of art. I have long admired the interplay of complexity and simplicity in nature and strive to replicate that in my work, using streamlined yet evocative shapes and enhancing them through alterations in the clay body itself, carving, texture, and glazing.



Nicole Pepper MODHome Ceramics LLC

Email: modhomeceramics@gmail.com

Website: www.modhomeceramics.com

Instagram: [@modhome.ceramics](https://www.instagram.com/modhome.ceramics)

Artist Statement: The work you see is created in my home studio here in West Seattle. My home is the inspiration to the line of work. It carries rustic modern elements that reflect my heritage, Japanese and Northern European. Sgraffito is the main technique used to create the designs on the porcelain stoneware clay. However my love for clay extends to other clay types and colors. My main goal of my work is to bring the user comfort, joy and a sense of well being.



Sahily Anais Perez McMillan

Pigmented Press



Email: pigmentedpress@gmail.com

Website: www.pigmentedpress.com

Instagram: [@pigmentedpress](https://www.instagram.com/pigmentedpress)

📍 **Stop 4 - Diane Kappa & Friends**

Artist Statement: I'm a first-generation Cuban-American artist with a vibrant creative practice as a printmaker. Drawing from experience in photography and painting, my artistic process merges these disciplines into a cohesive visual language, infused with the bold color that has become my signature. I begin by photographing my subjects, then digitally illustrating and carving them into printing blocks. Each print becomes a playful experiment in color, as I explore different combinations with every press. My work is inspired by nature, pop culture, and the mid-century era. At the heart of my practice is a desire to spark both visual and emotional joy through color, whimsy, and my playful artistic style.



Sarah Robertson Palmer Saropa Art

Email: saropa1@msn.com

Website: www.saropa-art.com/

Instagram: @sarahrobertsonpalmer

Facebook: @SaropaArt

Artist Statement: Driven by the motto "busy hands, a joyful heart," my most recent art focuses on my enthusiasm for paper through collage, monoprinting, watercolor, and drawing. I also enjoy exploring various other mediums like ceramics, jewelry, printmaking, and mixed media. My work is inspired by texture, color, and the design principles of balance, unity, and symmetry, which I've assembled into intricate collages, inviting viewers to discover unexpected details. Each piece explores how disparate elements create harmonious visual narratives, building layers that reveal new details upon closer inspection.

📍 **Stop 2: Westwood Art Studio**



Shelly Sazama

Be Kind Have Fun

Artist Statement: Shelly Sazama is an everyday maker, learner, and encourager. She loves creativity and constantly challenges herself to better her artistic practice. She loves to dye vintage fabrics and linens with indigo then slow stitching them into a variety of art textiles and useful items.

Email: bekindhavfunart@gmail.com

Website: www.bekindhavfunart.com

Instagram: [@bekind_havfun](https://www.instagram.com/bekind_havfun)

📍 **Stop 4 - Diane Kappa & Friends**




Marie Tornow Beachwood Pottery

Email: fauntleroygirl2@gmail.net

Instagram: [@fauntleroygirl](https://www.instagram.com/fauntleroygirl)

Facebook: [@beachwoodpottery](https://www.facebook.com/beachwoodpottery)

Artist Statement: I grew up in the Pacific NW and my clay work is influenced by the seasons, colors and textures of what surrounds me, and my experiences growing up by the beach and in the forests. I use handbuilding techniques and my goal is to create functional pottery that brings people together around food and fun times celebrating this very special region.



Suzanne Uschold

Art Quilts by Suzanne

Email: suzanne.uschold@gmail.com

Website: www.artquiltsbysuzanne.com

Instagram: [@artquiltsbysuzanne](https://www.instagram.com/artquiltsbysuzanne)

Facebook: [@artquiltsbysuzanne](https://www.facebook.com/artquiltsbysuzanne)

Artist Statement: The Pacific Northwest offers endless inspiration for my art with its majestic mountains, towering evergreens, crashing waves, roaring rivers and beautiful wildlife. My husband and I enjoy capturing this beauty with our cameras as we walk around our local parks and gardens or go on scenic drives. I love the challenge of turning a photo into a quilt using a variety of techniques including collage, applique, thread painting and free motion quilting. While some art quilters embellish their work with paint, I prefer to “paint” my quilts, using only fabric and thread, with the occasional addition of lace, cheesecloth or even cotton balls.



Jody Wally

Jody Wally Ceramics

Email: jody@jodywally.art

Website: jodywallyceramics.square.site

Instagram: [@jodywallyart](https://www.instagram.com/jodywallyart)

Artist Statement: I first encountered clay at College in the late '80s. After getting my degree I enrolled in the Kansas City Art Institute ceramics program to build my clay skills and to see if life as a production potter was my path. After two years of intensive study, I decided that clay would be a life-long interest, but not my profession. Fast-forward a few decades and I've become a potter again, making mostly functional ware along with larger vases and platters in a studio at Rain City Clay in West Seattle and loving every minute of it.

 Stop 12 - Jan Koutsky Studio



Emily Wamsley


Emily Jane Wamsley

Email: paste here

Website: www.emilywamsley.com

Instagram: [@emily_wamsley](https://www.instagram.com/emily_wamsley)

Artist Statement: I am a tin collage artist. It is not a typical collage medium but I love it. I use the imagery printed on decorative tins to create art that brings joy to people's lives. I am constantly hunting for beautiful tin containers to add to my hoard. Then I spend hours cutting them (and often myself) into my design, always incorporating as much detail as possible. The cut tin is then nailed to wood, one piece at a time, to create a finished piece of art.



WEND Jewelry

Email: hello@wendjewelry.com

Website: www.wendjewelry.com

Instagram: [@wendjewelry](https://www.instagram.com/wendjewelry)

Facebook: [@wendjewelry](https://www.facebook.com/wendjewelry)

📍 **Stop 13 - WEND Jewelry**

Artist Statement: WEND is a team of West Seattle women who create unique gender-neutral rugged fine jewelry that is sustainably sourced, completely handmade in our West Seattle shop using traditional techniques, and designed to honor your journey.

Inspired by nature, and infused with the wearer's story, every WEND piece reflects thoughtful design and the rugged nature of life. We specialize in hand-carving wax models and utilizing the ancient lost wax casting process, as well as fabricating jewelry entirely by hand.

Our jewelry collections are perfect for honoring oneself, commitment, parenthood, and to celebrate the milestones along your journey. We specialize in re-purposing client's gold and gemstones to create modern heirlooms infused with history. At WEND Jewelry, every piece tells a story—crafted with care, tradition, and a touch of artistry.



Rebecca Woodhouse WoodhouseArt

Email: rebecca@woodhouseart.com

Website: www.woodhouseart.com

Instagram: [@WoodhouseArt](https://www.instagram.com/WoodhouseArt)

Facebook: [@WoodhouseArt](https://www.facebook.com/WoodhouseArt)

Artist Statement: I create abstract linocut paintings, mixing printmaking and painting techniques. I combine these with my collage series to create hybrids.

This year, participating outside my studio, I will be selling a variety of my art—small sketches, my well-known abstract linocut paintings that mix printmaking and painting techniques, my collages, and painting/collage hybrids. Additionally, I have been focusing on a political series for my summer show “A Visual Protest” at Gallery 110 and will have some work available.

📍 **Stop 2: Westwood Art Studio**



Norm Zemke

Zemke Woodworking

Email: norm.zemke@gmail.com

Artist Statement: My goal is to create decorative wooden items for homes. For me, “form follows function” is critical. When I design things, be it furniture or decorative arts, I first determine what its uses are. With this in mind, I then beautify the design so that the finished article is both attractive and functional.